

CONTRIBUTION FROM THE WESTERN RESEARCH CENTER,  
STAUFFER CHEMICAL COMPANY, RICHMOND, CALIFORNIA

## Complex Fluoro Cations. II.<sup>1</sup> Tetrafluoronitrogen(V) Cation, $\text{NF}_4^+$ . Synthesis and Properties of $\text{NF}_4^+\text{AsF}_6^-$

BY JACQUES P. GUERTIN, KARL O. CHRISTE, AND ATTILA E. PAVLATH

Received April 20, 1966

Nitrogen trifluoride,  $\text{AsF}_5$ , and  $\text{F}_2$  when subjected to low-temperature glow discharge react in a 1:1:1 mole ratio, forming tetrafluoronitrogen(V) hexafluoroarsenate(V),  $\text{NF}_4^+\text{AsF}_6^-$ . This complex is considered a derivative of hypothetical  $\text{NF}_6$ . The white, crystalline powder is stable and nonvolatile at 25°. Differential thermal analysis indicates decomposition at about 270°. The compound is very hygroscopic and easily hydrolyzes to an initially pale blue solution with the evolution of gas. Mass spectral analysis of the decomposition and hydrolysis products and elemental analysis support the composition of the complex. The X-ray powder diffraction pattern can be indexed in the tetragonal system. The unit cell dimensions are  $a = 7.70$  Å and  $c = 5.73$  Å. Density measurements indicate two molecules per unit cell. The crystal structure seems similar to that of  $\text{PCl}_4^+\text{PCl}_6^-$ .

### Introduction

Previously, a compound containing the  $\text{NF}_4^+$  cation was considered unlikely to exist at room temperature. For example, Price, *et al.*,<sup>2</sup> claim that the ionization potential is too high and that the dimensions are too large for  $\text{NF}_4^+$  to give sufficient lattice energy to form crystalline salts. Wilson<sup>3</sup> estimated the heat of formation of  $\text{NF}_4^+$  as  $240 \pm 15$  kcal mole<sup>-1</sup> and thus concluded that  $\text{NF}_4^+\text{BF}_4^-$  might have sufficient stability (relative to its decomposition products) to exist at temperatures less than  $-120^\circ$ . Recently, in a preliminary paper,<sup>4</sup> we briefly described the preparation and identification of  $\text{NF}_4^+\text{AsF}_6^-$ . At the same time, Tolberg, *et al.*,<sup>5</sup> reported the preparation of  $\text{NF}_4^+\text{SbF}_6^-$  and  $\text{NF}_4^+\text{AsF}_6^-$  by a different method.

The following paper is a more detailed description of our findings dealing mainly with the synthesis and properties of  $\text{NF}_4^+\text{AsF}_6^-$ . In a subsequent paper,<sup>6</sup> spectroscopic data and their interpretation (including force constant calculations as well as  $\text{F}^{19}$  nuclear magnetic resonance spectra) will be discussed.

### Experimental Section

**Materials and Apparatus.**—Using a standard Pyrex-glass high-vacuum system (stopcocks and joints lubricated with Halocarbon grease of high-temperature grade), nitrogen trifluoride (98%, Air Products) and arsenic pentafluoride (98%, Ozark-Mahoning Co.) were purified by several low-temperature vacuum distillations. Fluorine (98%, Matheson Co., Inc.) was passed through an HF absorber and used without further purification. These three gases were then stored separately at 25° in 300-ml Monel cylinders equipped with Monel valves (Whitey, M6TS6) and Monel Helicoid pressure gauges (American Chain and Cable Co., Inc., 460-R, 30-in. vacuum to 300 psi). These cylinders were connected to a metal vacuum system (copper tubing and Monel fittings used to minimize corrosion) equipped with bellows-

seal valves (Hoke Inc., M482M) and copper to Pyrex-glass seals where necessary. Pressures were measured using a precision-dial manometer ( $0-30 \pm 0.02$  in., Wallace and Tiernan, Inc., FA145). Only the glow-discharge apparatus had glass parts.

The glow-discharge apparatus of Schreiner, *et al.*,<sup>7</sup> has been slightly modified. Instead of using a single solenoid coil to drive a piston vertically in one direction and a stainless steel spring (subject to corrosion) to pull it back, we have used two solenoids to propel the piston horizontally, thus eliminating the spring.<sup>8</sup> The two air-cooled solenoids are identical, each 4 cm long and 1.5 cm thick (including insulation), with a 2.3-cm diameter hollow core; the design allows continuous operation on a 120-v ac line without overheating. A selenium rectifier (single-phase bridge No. J116B1) changes ac to dc. A Flexopulse timer (Eagle Signal Co., range 0–120 sec) coupled with a mercury-column type of relay (Kerman Electric; rating: 1 ma at 115 v) provides the means of operating one solenoid at a time. A convenient operating condition is 12 strokes/min.

A transformer (Jefferson luminous-tube outdoor type, primary 120 v, 60 c, secondary 15 kv, 30 ma, with midpoint of secondary grounded; Jefferson Electronic Co.) provides the necessary voltage to discharge across the copper electrodes (5 cm apart). Ignition wire (Packard 440) is used throughout the high-voltage circuit.

Hygroscopic nonvolatile compounds were manipulated in the dry nitrogen atmosphere of a glove box.

**Preparation of  $\text{NF}_4^+\text{AsF}_6^-$ .**—A mixture of  $\text{NF}_3$ ,  $\text{AsF}_5$ , and  $\text{F}_2$ , in 1:1:~2 mole ratio, was introduced into the glow-discharge vessel at a maximum pressure of 80 mm. The circulating pump was started, the glow-discharge vessel was cooled to  $-78^\circ$ , and a 15-kv potential was placed across the copper electrodes. If the discharge did not occur at this pressure, a Tesla coil was used for initiation. If this also failed, then the pressure was reduced somewhat and the procedure was repeated until discharge occurred.

The extent of reaction was indicated by pressure *vs.* time readings. When the pressure had decreased to a sufficiently low value (usually ~10 mm), the rate of reaction had also decreased; therefore, another quantity of the mixture was introduced to a pressure of 80 mm. Usually about 7 hr was required between fillings, and five or six fillings were needed for the production of ~1 g of  $\text{NF}_4^+\text{AsF}_6^-$ . No appreciable etching of the glass discharge vessel could be observed, and only small quantities of  $\text{SiF}_4$  could be detected by infrared spectroscopy.

In a typical experiment, the glow discharge of a mixture of  $\text{NF}_3$ ,  $\text{AsF}_5$ , and  $\text{F}_2$ , in 1:1:2 mole ratio at a pressure of 80 mm, produced a white, nonvolatile solid and a residual gas pressure of

(1) Part I of this series: K. O. Christe and A. E. Pavlath, *Z. Anorg. Allgem. Chem.*, **335**, 210 (1965).

(2) W. C. Price, T. R. Passmore, and D. M. Roessler, *Discussions Faraday Soc.*, **35**, 201 (1963).

(3) J. N. Wilson, paper presented at the Symposium on Advanced Propellant Chemistry, American Chemical Society, Detroit, Mich., April 1965.

(4) K. O. Christe, J. P. Guertin, and A. E. Pavlath, *Inorg. Nucl. Chem. Letters*, **2**, 83 (1966).

(5) W. E. Tolberg, R. T. Rewick, R. S. Stringham, and M. E. Hill, *ibid.*, **2**, 79 (1966).

(6) K. O. Christe, J. P. Guertin, A. E. Pavlath, and W. Sawodny, to be published.

(7) F. Schreiner, J. G. Malm, and J. C. Hindman, *J. Am. Chem. Soc.*, **87**, 25 (1965).

(8) W. R. Bennett, Jr., *Rev. Sci. Instr.*, **28**, 1092 (1957).

~19 mm. The infrared spectrum of this gaseous residue showed only traces of  $\text{SiF}_4$  (~1 mm). Therefore, the remaining 18 mm of pressure is due to an infrared-inactive gas such as  $\text{F}_2$ . Assuming that ~2 mm of  $\text{F}_2$  could have been consumed by interaction with parts of the discharge vessel, it is probable that  $\text{NF}_3$  (20 mm),  $\text{AsF}_5$  (20 mm), and  $\text{F}_2$  (20 mm) have reacted in 1:1:1 mole ratio producing  $\text{NF}_4^+\text{AsF}_6^-$ . *Anal.* Calcd for  $\text{NAsF}_{10}$ : As, 26.9; F, 68.1. Found: As, 26.9; F, 66.2.

Nitrogen trifluoride was introduced into a vessel containing liquid  $\text{AsF}_5$  at  $-78^\circ$  until a total pressure of 740 mm was attained. With liquid  $\text{AsF}_5$  still present in quantity and the pressure remaining constant, no solid compound could be detected.

Finally,  $\text{NF}_3$  (0.1 mole),  $\text{AsF}_5$  (0.1 mole), and  $\text{F}_2$  (excess) were introduced into a 100-ml Monel cylinder equipped with a Monel Helicoid pressure gauge (0-4000 psi) and a Monel Whitney valve (see section on Materials and Apparatus). A pressure of 960 psi was observed at  $25^\circ$ . The cylinder was heated to  $485^\circ$  and a pressure of 2400 psi developed. These conditions were maintained for 12 hr, after which the cylinder was slowly cooled to  $25^\circ$ . The pressure returned to 920 psi, almost its original value, indicating that no appreciable interaction had occurred. After removing the volatile material, the cylinder was disassembled and only a small amount of pale yellow solid (~2 g) was found. Elemental analysis indicated that this solid was  $\text{Ni}(\text{AsF}_6)_2$ . This may account for the slightly lower final pressure (low by 40 psi) observed. *Anal.* Calcd for  $\text{NiAs}_2\text{F}_{12}$ : Ni, 13.5; As, 34.3; F, 52.2. Found: Ni, 13.9; As, 32.5; F, 53.7.

**Elemental Analysis.**—In general, products were analyzed for fluorine, arsenic, and nitrogen. The sample was fused using the Parr-bomb technique ( $\text{Na}_2\text{O}_2$  and a trace of starch). Fluorine was determined by titration with  $\text{Th}(\text{NO}_3)_4$  using alizarine red as indicator, arsenic by the iodometric titration of  $\text{As}(\text{V})$ , and nitrogen by the Kjeldahl method. The latter method was not suitable for small sample size.

**Mass Spectra.**—Mass spectra were recorded on an EAI QUAD 200 mass spectrometer at sample temperatures in the range  $-196$  to  $+440^\circ$ . Good spectra were generally obtained using a controlled sample pressure of  $\sim 5 \times 10^{-6}$  mm.

A quantity (~20 mg of at least 95% purity) of  $\text{NF}_4^+\text{AsF}_6^-$  was introduced into a small stainless steel tube equipped with a control valve. Since the mass spectrometer used was not equipped for placing a sample directly into the ionization chamber and  $\text{NF}_4^+\text{AsF}_6^-$  cannot be sublimed without decomposition, only the decomposition and/or dissociation products of the complex were observed. Another 20 mg from the same sample was introduced into a second tube, maintained at  $-196^\circ$  to prevent the escape of any volatile products formed by the addition of two drops of water. After connecting the control valve (closed) to the stainless steel tube, the hydrolysis was allowed to occur at  $25^\circ$ . The products of this reaction were similarly recorded on the mass spectrometer.

**X-Ray Powder Data.**—Debye-Scherrer powder patterns were taken using a Philips Norelco instrument, Type No. 12046, with copper  $K\alpha$  radiation and a nickel filter. Samples were sealed in Lindemann glass tubes (~0.3-mm o.d.).

**Density Measurements.**—The density of  $\text{NF}_4^+\text{AsF}_6^-$  was found using the displacement method.<sup>9</sup> A perfluorinated amine (3M Co., FC-43) was used to fill the pycnometer. Attempts to obtain a density using a perfluorinated ether (3M Co., FC-75, empirical formula:  $\text{C}_8\text{F}_{16}\text{O}$ ) were not successful owing to interaction of the complex with the ether.

**Differential Thermal Analysis.**—A Perkin-Elmer differential scanning calorimeter, Model DSC-1, was used to obtain the  $dT_a$  of  $\text{NF}_4^+\text{AsF}_6^-$ . The sample was sealed in aluminum pans. A heating rate of  $10^\circ/\text{min}$  and an argon purge of 30 ml/min were used.

## Results

**Synthesis.**—Nitrogen trifluoride,  $\text{AsF}_5$ , and  $\text{F}_2$  (in excess), when subjected to low-temperature glow dis-

charge, react in 1:1:1 mole ratio forming the complex,  $\text{NF}_4^+\text{AsF}_6^-$ . Using proper conditions, a product containing at least 95%  $\text{NF}_4^+\text{AsF}_6^-$  (shown by the over-all results of mass spectral, X-ray, and elemental analyses) was obtained. This sample was used for all measurements. In experiments not using excess fluorine, some undesired  $\text{NO}^+\text{AsF}_6^-$  was formed. Poor cooling of the glow-discharge vessel had a similar effect.

In a separate experiment, thermal activation and high-pressure conditions ( $485^\circ$  and 2400 psi, respectively) did not result in any interaction of the components  $\text{NF}_3$ ,  $\text{AsF}_5$ , and  $\text{F}_2$  (in excess), except for the formation of  $\text{Ni}(\text{AsF}_6)_2$  due to corrosion of the Monel reaction vessel. Also, no solid compound could be detected when gaseous  $\text{NF}_3$  was mixed with liquid  $\text{AsF}_5$  at  $-78^\circ$ .

**Properties.**—The complex is a hygroscopic, crystalline powder, storable indefinitely in glass at  $25^\circ$  and moderately soluble in liquid HF. Attempts to sublime  $\text{NF}_4^+\text{AsF}_6^-$  were unsuccessful. Heating the solid in the glow-discharge vessel (under vacuum) to a temperature of  $250^\circ$  did not result in appreciable transfer of solid to cooler sections. Infrared measurements on the small amount of gaseous product from this "decomposition" indicated silicon tetrafluoride only.

Mass spectra of  $\text{NF}_4^+\text{AsF}_6^-$ (s) at temperatures of  $-196$  to  $440^\circ$  revealed the following data [mass number ( $m/e$ ), ion species]: 19,  $\text{F}^+$ ; 33,  $\text{NF}^+$ ; 52,  $\text{NF}_2^+$ ; 71,  $\text{NF}_3^+$ ; 75,  $\text{As}^+$ ; 94,  $\text{AsF}^+$ ; 113,  $\text{AsF}_2^+$ ; 132,  $\text{AsF}_3^+$ ; 151,  $\text{AsF}_4^+$ . The spectra also showed trace quantities of other species [mass number ( $m/e$ ), ion species]: 28,  $\text{N}_2^+$ ; 30,  $\text{NO}^+$ ; 44,  $\text{CO}_2^+$ ; 47,  $\text{SiF}^+$ ; 49,  $\text{NOF}^+$ ; 66,  $\text{SiF}_2^+$ ; 85,  $\text{SiF}_3^+$ . These data clearly indicate that the thermal decomposition products of  $\text{NF}_4^+\text{AsF}_6^-$  are  $\text{NF}_3$  and  $\text{AsF}_5$ . Fluorine is probably a product as well, but it cannot easily be detected in these mass spectra. Therefore, the observed impurities in the sample seem to be traces of NO, NOF, and  $\text{SiF}_4$ .<sup>10</sup> The peak at  $m/e$  44 is due to  $\text{CO}_2$  always present in the mass spectrometer. The relative abundance of the ion species is not given owing to sudden variances in the rate of decomposition of the sample.

Although the mass spectra show that decomposition of  $\text{NF}_4^+\text{AsF}_6^-$  occurs at a temperature as low as  $50^\circ$ , it only becomes appreciable at temperatures higher than  $150^\circ$ . Differential thermal analysis indicates decomposition at  $270^\circ$ . This temperature difference is not unreasonable if one considers the relative sensitivities of the two techniques.

**Hydrolysis.**—Tetrafluoronitrogen(V) hexafluoroarsenate(V) is very hygroscopic and readily hydrolyzes to a pale blue solution with the evolution of gas. On standing, the solution becomes colorless. This suggests the initial formation of nitrogen-oxygen-containing radicals. Also, the gas evolved had a slight brown color indicative of one or more nitrogen oxide species.

Mass spectra of hydrolyzed  $\text{NF}_4^+\text{AsF}_6^-$  at temperatures of  $-196$  to  $+440^\circ$  show the following [mass number ( $m/e$ ), ion species]: 14,  $\text{N}^+$ ; 16,  $\text{O}^+$ ; 17,

(9) E. D. Whitney, R. O. MacLaren, C. E. Fogle, and T. J. Hurley, *J. Am. Chem. Soc.*, **86**, 2583 (1964).

(10) J. T. Herron and V. H. Dibeler, *J. Chem. Phys.*, **33**, 1595 (1960).

OH<sup>+</sup>; 18, H<sub>2</sub>O<sup>+</sup>; 19, F<sup>+</sup>; 20, HF<sup>+</sup>; 28, N<sub>2</sub><sup>+</sup>; 30, NO<sup>+</sup>; 32, O<sub>2</sub><sup>+</sup>; 33, NF<sup>+</sup>; 44, CO<sub>2</sub><sup>+</sup>; 46, NO<sub>2</sub><sup>+</sup>; 47, SiF<sup>+</sup>; 49, NOF<sup>+</sup>; 52, NF<sub>2</sub><sup>+</sup>; 65, NO<sub>2</sub>F<sup>+</sup>; 66, SiF<sub>2</sub><sup>+</sup>; 71, NF<sub>3</sub><sup>+</sup>; 75, As<sup>+</sup>; 85, SiF<sub>3</sub><sup>+</sup>; 94, AsF<sup>+</sup>; 104, SiF<sub>4</sub><sup>+</sup>; 113, AsF<sub>2</sub><sup>+</sup>; 132, AsF<sub>3</sub><sup>+</sup>. As before, the relative abundance of the ion species is not given for the same reason. The noteworthy products are HF, NO, NOF, NO<sub>2</sub>, NO<sub>2</sub>F, NF<sub>3</sub>, SiF<sub>4</sub>, and AsF<sub>6</sub> (only at temperatures higher than 100°). The very large quantities of nitrogen oxides or nitrogen oxygen fluorides in the hydrolyzed sample clearly show that these products are due to hydrolysis of NF<sub>4</sub><sup>+</sup>AsF<sub>6</sub><sup>-</sup> and not to trace impurities present in the nonhydrolyzed sample. Also, at these higher temperatures, there is some indication of trace amounts of AsOF<sub>3</sub><sup>11</sup> (*m/e*, ion species: 91, AsO<sup>+</sup>; 110, AsOF<sup>+</sup>; 129, AsOF<sub>2</sub><sup>+</sup>; 148, AsOF<sub>3</sub><sup>+</sup>). The peak at *m/e* 44 is again due to CO<sub>2</sub>.

**X-Ray Powder Data.**—Table I lists calculated and observed X-ray powder diffraction data (indexed in the tetragonal system) for NF<sub>4</sub><sup>+</sup>AsF<sub>6</sub><sup>-</sup>. From these data, the calculated unit cell dimensions are *a* = 7.70 Å and *c* = 5.73 Å.

TABLE I  
X-RAY POWDER DATA FOR NF<sub>4</sub><sup>+</sup>AsF<sub>6</sub><sup>-</sup>

<i>d</i> (obsd), Å	<i>d</i> (calcd), Å	Intens	<i>h k l</i>
5.47	5.48	mw	1 1 0
4.57	4.57	ms	1 0 1
3.93	3.93	vs	1 1 1
3.85	3.85	s	2 0 0
3.21	3.19	s	2 0 1
2.94	2.94	mw	2 1 1
2.82	2.84	mw	0 0 2
2.66	2.66	m	1 0 2
2.52	2.52	w	1 1 2
2.40	2.43	w	3 1 0
2.197	2.191	vw	2 1 2
2.030	1.999	vwv	3 2 1
1.926	1.926	vwv	4 0 0
1.903	1.904	vw	3 0 2
1.817	1.815	mw	3 3 0
1.773	1.775	mw	4 1 1

Density measurements using the perfluorinated ether, FC-75, as ballast fluid were not successful. This ether reacts with NF<sub>4</sub><sup>+</sup>AsF<sub>6</sub><sup>-</sup>. However, only slight interaction was observed using the perfluorinated amine, FC-43, and a density, *d*<sup>25</sup> 2.98 g cm<sup>-3</sup>, was found. This density value indicates two "molecules" of NF<sub>4</sub><sup>+</sup>AsF<sub>6</sub><sup>-</sup> per unit cell (*d*<sub>calcd</sub> = 2.72 g cm<sup>-3</sup>).

When NF<sub>4</sub><sup>+</sup>AsF<sub>6</sub><sup>-</sup> was prepared using proper experimental conditions, the X-ray powder pattern did not show even a trace of the possible impurities, NO<sup>+</sup>AsF<sub>6</sub><sup>-12</sup> and CuF<sub>2</sub>.<sup>13</sup>

### Discussion

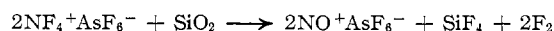
**Synthesis.**—The existence of the corresponding M<sub>x</sub>F<sub>y</sub> species had always been known in the case of ionic complexes containing M<sub>x</sub>F<sub>y-1</sub><sup>+</sup>. Thus, such complexes could easily be prepared from M<sub>x</sub>F<sub>y</sub> and a

suitable acceptor species such as the strong Lewis acids AsF<sub>5</sub> or SbF<sub>5</sub>. Since NF<sub>5</sub> had never been prepared (and is unlikely to be for various reasons one of which is the validity of the octet rule for the first row elements of the periodic system), NF<sub>4</sub><sup>+</sup> cannot be synthesized in this manner. Therefore, a more promising method for the preparation of NF<sub>4</sub><sup>+</sup> considers the use of the next lower fluoride, NF<sub>3</sub>, and fluorine.

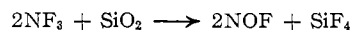
The formation of NF<sub>4</sub><sup>+</sup> from NF<sub>3</sub> and F<sub>2</sub> will be favored by the following: (i) sufficient activation energy which might be supplied by radiation (X-rays or radioactive fission products, etc.), flash photolysis, thermal activation, or glow discharge; (ii) lowering this activation energy through the formation of an intermediate activated complex (including a solvation effect using a suitable solvent); (iii) stabilizing NF<sub>4</sub><sup>+</sup> by the simultaneous formation of highly symmetrical anions, such as AsF<sub>6</sub><sup>-</sup> or SbF<sub>6</sub><sup>-</sup>, stable and energetically favored. In addition, the formation of a solid or a complex in solution will result in a gain of lattice energy or solvation energy, respectively.

Our use of thermal activation, simply by heating a mixture of NF<sub>3</sub>, AsF<sub>5</sub>, and F<sub>2</sub> under autogenous pressure to a temperature of 485°, failed to produce NF<sub>4</sub><sup>+</sup>. From the possible remaining energy sources we chose glow discharge. Low temperature was used for the following reasons: (i) NF<sub>3</sub> and AsF<sub>5</sub> were observed not to form a solid compound at -78°, which is not surprising since NF<sub>3</sub> and BF<sub>3</sub> were not observed to interact at low temperature;<sup>14</sup> (ii) the vapor pressures of the starting materials are sufficient at -78°; (iii) the hoped for product, NF<sub>4</sub><sup>+</sup>AsF<sub>6</sub><sup>-</sup>, could have a low thermal stability.

Except for perhaps small amounts of CuF<sub>2</sub> and SiF<sub>6</sub><sup>2-</sup> salts, the only noticeable (by mass spectrometry) trace impurity in NF<sub>4</sub><sup>+</sup>AsF<sub>6</sub><sup>-</sup> was NO<sup>+</sup>AsF<sub>6</sub><sup>-</sup>. This impurity was substantial in experiments in which excess F<sub>2</sub> was not used in the glow-discharge vessel or in experiments in which the glow-discharge vessel was not sufficiently cooled. It was identified by infrared spectroscopy (NO<sup>+</sup> stretching vibration at 2300 cm<sup>-1</sup>)<sup>15</sup> and X-ray powder diffraction data.<sup>12</sup> The formation of NO<sup>+</sup>AsF<sub>6</sub><sup>+</sup> can be due to either the interaction of NF<sub>4</sub><sup>+</sup>AsF<sub>6</sub><sup>-</sup> with the glass walls of the glow-discharge vessel, represented by the equation



or reaction involving the formation of NOF as



and



Since fluorine can react with NOF (or NO) to form NF<sub>3</sub>,<sup>16,17</sup> excess fluorine will suppress the formation of NOF. An excess of fluorine is also desirable to replenish that which is consumed by interaction with the glass walls<sup>18</sup> or copper electrodes of the glow-dis-

(11) K. Dehnicke and J. Weidlein, *Z. Anorg. Allgem. Chem.*, **342**, 225 (1966).

(12) A. R. Young, II, T. Hirata, and S. I. Morrow, *J. Am. Chem. Soc.*, **86**, 20 (1964).

(13) C. Billy and H. M. Haendler, *ibid.*, **79**, 1049 (1957).

(14) A. D. Craig, *Inorg. Chem.*, **3**, 1628 (1964).

(15) K. O. Christe and J. P. Guertin, *Inorg. Chem.*, **4**, 905 (1965).

(16) O. Glemser, *Angew. Chem. Intern. Ed. Engl.*, **4**, 446 (1965).

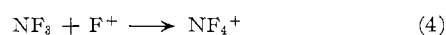
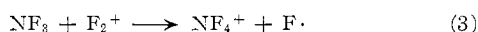
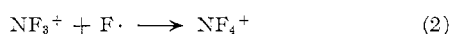
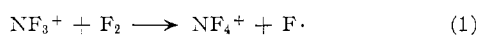
(17) C. J. Hoffman and R. G. Neville, *Chem. Rev.*, **62**, 1 (1962).

(18) A. G. Streng and A. V. Grosse, *J. Am. Chem. Soc.*, **88**, 169 (1966).

charge vessel and by interaction with any traces of nitrogen (impurity in the  $\text{NF}_3$ ) forming  $\text{NF}_3^+$ .<sup>19</sup>

Simultaneously, the preparation of  $\text{NF}_4^+\text{SbF}_6^-$  and  $\text{NF}_4^+\text{AsF}_6^-$  was reported by another research group.<sup>5</sup> They used liquid HF as a solvent as well as high temperature and pressure. Whereas the glow-discharge method results in a product containing at least 95%  $\text{NF}_4^+\text{AsF}_6^-$  (Results section), it is not practical for the preparation of  $\text{NF}_4^+\text{SbF}_6^-$  owing to the low volatility of  $\text{SbF}_5$ . On the other hand, the "solvation" method is satisfactory for preparing  $\text{NF}_4^+\text{SbF}_6^-$ , although the product is contaminated with substantial quantities ( $\sim 25\%$ ) of metal fluorides. In the case of  $\text{NF}_4^+\text{AsF}_6^-$ , however, this method seems to be less suitable owing to the volatility of  $\text{Ni}(\text{AsF}_6)_2$  at  $200^\circ$ . Both methods require special equipment.

Possible mechanisms for the formation of  $\text{NF}_4^+$  from  $\text{NF}_3$  and  $\text{F}_2$  are shown by the equations



In each case, a Lewis acid such as  $\text{AsF}_5$  can react with the negatively charged species ( $\text{F}^-$  or  $\text{e}^-$ , the latter followed by reaction with  $\text{F}_2$  or  $\text{F}\cdot$ ). Thus, the resultant  $\text{AsF}_6^-$  stabilizes the  $\text{NF}_4^+$  cation. The overall reaction could be represented by the equation



This equation is the heterolytic fission of the fluorine molecule.

Nitrogen trifluoride,  $\text{F}_2$ , and  $\text{F}\cdot$  have similar ionization potentials (13.2,<sup>20</sup> 15.7,<sup>21</sup> and 17.4<sup>21</sup> eV, respectively). The energy supplied by glow discharge using 15 kv is likely considerably greater than these ionization potentials; therefore, any difference in the activation energy of the previous equations (1-4) is insufficient to favor any one mechanism. Kinetic measurements will probably be necessary to formulate the true mechanism.

It is surprising, in view of previously reported estimations,<sup>2,3</sup> that  $\text{NF}_4^+\text{AsF}_6^-$  does not decompose appreciably at temperatures of less than  $150^\circ$ . As expected, the complex cannot be sublimed without irreversible decomposition.

**Mass Spectra.**—Mass spectrometry was used mainly to identify qualitatively the thermal decomposition and hydrolysis products of  $\text{NF}_4^+\text{AsF}_6^-$ . Generally, there was no difficulty in assignment of ion species to corresponding mass number. The peak assigned to  $\text{NF}_3$  agrees well with the previously obtained mass spectrum of  $\text{NF}_3$ .<sup>20</sup> The parent ion,  $\text{AsF}_5^+$ , at  $m/e$  170, was not observed since only the dissociation and/or decomposition products entered the mass spectrometer. This peak is absent in the mass spectrum of pure  $\text{AsF}_5$ <sup>22</sup> and

in the mass spectrum of the thermal decomposition products of  $\text{O}_2+\text{AsF}_6^-$ .<sup>12</sup> No peak at  $m/e$  38 ( $\text{F}_2^+$ ) occurs. However, this does not necessarily mean that  $\text{F}_2$  is not a decomposition product since the mass spectrometer had not been passivated prior to the measurements on  $\text{NF}_4^+\text{AsF}_6^-$ . The peak at  $m/e$  19 ( $\text{F}^+$ ) is too intense by a factor of about 7 to be entirely due to  $\text{NF}_3$  (intensity ratio  $\text{NF}_2^+:\text{F}^+ = 20:1$ )<sup>20</sup> and, consequently,  $\text{F}_2$  may contribute to its abnormally high intensity. However, the fragmentation of  $\text{AsF}_5$  no doubt also produces  $\text{F}\cdot$  which can ionize easily to  $\text{F}^+$ . Trace amounts of  $\text{NO}^+$  and  $\text{NOF}^+$  ion species are no doubt due to  $\text{NO}+\text{AsF}_6^-$ .

The mass spectra of hydrolyzed  $\text{NF}_4^+\text{AsF}_6^-$  show the expected ion species. The fact that  $\text{NF}_3$  is not easily hydrolyzed<sup>17</sup> accounts for its presence in substantial quantity.

**Structure of  $\text{NF}_4^+\text{AsF}_6^-$ .**—Since the 1:1:1 mole ratio of the complex formed from  $\text{NF}_3$ ,  $\text{AsF}_5$ , and  $\text{F}_2$  and the ionic structure,  $\text{NF}_4^+\text{AsF}_6^-$ , were established by elemental and mass spectral analyses and by vibrational and  $\text{F}^{19}$  magnetic resonance spectroscopy,<sup>6</sup> respectively, we have used this ionic structure throughout the text. Perhaps equally strong evidence for this structure is the high thermal stability of the complex and the following X-ray data.

X-Ray powder data (Table I) indicate that  $\text{NF}_4^+\text{AsF}_6^-$  has a crystal structure similar to that of  $\text{PCl}_4^+\text{PCl}_6^-$ .<sup>23,24</sup> This is not too surprising since both compounds have comparable anion radius to cation radius ratios and have ions of similar shape. As expected,  $\text{PCl}_4^+\text{PCl}_6^-$  has a somewhat larger unit cell ( $a = 9.22$  Å,  $c = 7.44$  Å) and a lower density ( $d$  2.12 g cm<sup>-3</sup>); however,  $a/c$  is similar for both compounds, *i.e.*, 1.23 and 1.34 for  $\text{PCl}_4^+\text{PCl}_6^-$  and  $\text{NF}_4^+\text{AsF}_6^-$ , respectively. Also, both compounds have two "molecules" per unit cell. In both X-ray powder patterns,  $hk0$  diffraction lines are absent for  $h + k = \text{odd integer}$ , indicative of a similar space group. The structure is essentially the cesium chloride type; however, the nonspherical ions of  $\text{NF}_4^+\text{AsF}_6^-$  and  $\text{PCl}_4^+\text{PCl}_6^-$  cause a distortion (*i.e.*, from simple cubic to tetragonal). Each ion ( $\text{NF}_4^+$  or  $\text{AsF}_6^-$ ) has eight neighboring ions of opposite charge.

**Nomenclature.**—Previously used names such as "tetrafluoroammonium" or "perfluoroammonium" cation for  $\text{NF}_4^+$  could be used; however, the polarity of the bonds in  $\text{NF}_4^+$  is different from that in  $\text{NH}_4^+$ . Whereas for  $\text{NF}_4^+$  the nitrogen atom has a formal oxidation number, +5, it is -3 for  $\text{NH}_4^+$ . Therefore,  $\text{NF}_4^+$  is named "tetrafluoronitrogen(V)," as a derivative of hypothetical  $\text{NF}_5$ .

**Acknowledgment.**—We thank Drs. J. N. Wilson and R. P. Nielsen of Shell Development Co., Emeryville, Calif., for the use of the mass spectrometer. This work was supported by the Advanced Research Projects Agency and administered by the Office of Naval Research.

(19) W. Maya, *Inorg. Chem.*, **3**, 1063 (1964).

(20) R. M. Reese and V. H. Dibeler, *J. Chem. Phys.*, **24**, 1175 (1956).

(21) R. P. Iczkowski and J. L. Margrave, *ibid.*, **30**, 403 (1959).

(22) R. P. Nielsen, Shell Development Co., Emeryville, Calif., private communication.

(23) D. Clark, H. M. Powell, and A. F. Wells, *J. Chem. Soc.*, 642 (1942).

(24) "Powder Diffraction File," ASTM Special Technical Publication 48-M2, American Society for Testing and Materials, Philadelphia, Pa., 1964, No. 1-0250.